



# **TAMILNADU SINGLE WINDOW PORTAL**

## **APPLICANT MANUAL**

**Low Tension - Temporary Power Connection**

**Tamil Nadu Generation and Distribution  
Corporation Limited**



## Table of Contents

|   |           |
|---|-----------|
| <b>1. Home Page.....</b>  | <b>3</b>  |
| <b>2. Registration .....</b>  | <b>4</b>  |
| <b>3. Mobile Number / Email ID – 2-Step Verification Process.....</b> | <b>6</b>  |
| <b>4. Login .....</b>   | <b>9</b>  |
| <b>5. Dashboard Overview .....</b>                                    | <b>10</b> |
| <b>6. Combined Application Form (CAF) .....</b>                       | <b>11</b> |
| <b>7. Apply for Low Tension - Temporary Power Connection.....</b>     | <b>14</b> |
| <b>8. Track Your Application .....</b>                                | <b>21</b> |
| <b>9. Query Clarification.....</b>                                    | <b>23</b> |
| <b>10. Inspection Schedule.....</b>                                   | <b>25</b> |
| <b>11. Payment Process.....</b>                                       | <b>27</b> |
| <b>12. Application Processing.....</b>                                | <b>28</b> |

## 1. Home Page

1) The journey of the new applicant starts with Tamil Nadu Single Window Portal (TNSWP) homepage that can be accessed through <https://tnswp.com> website wherein it gives various information's, useful links, and functionalities about TNSWP.

2) **Applicants can reach the helpdesk Toll free number-1800-258-3878 and Helpdesk Email.**

**TNSWP website  
(www.tnswp.com)**

**Toll free number  
and Mail Id**



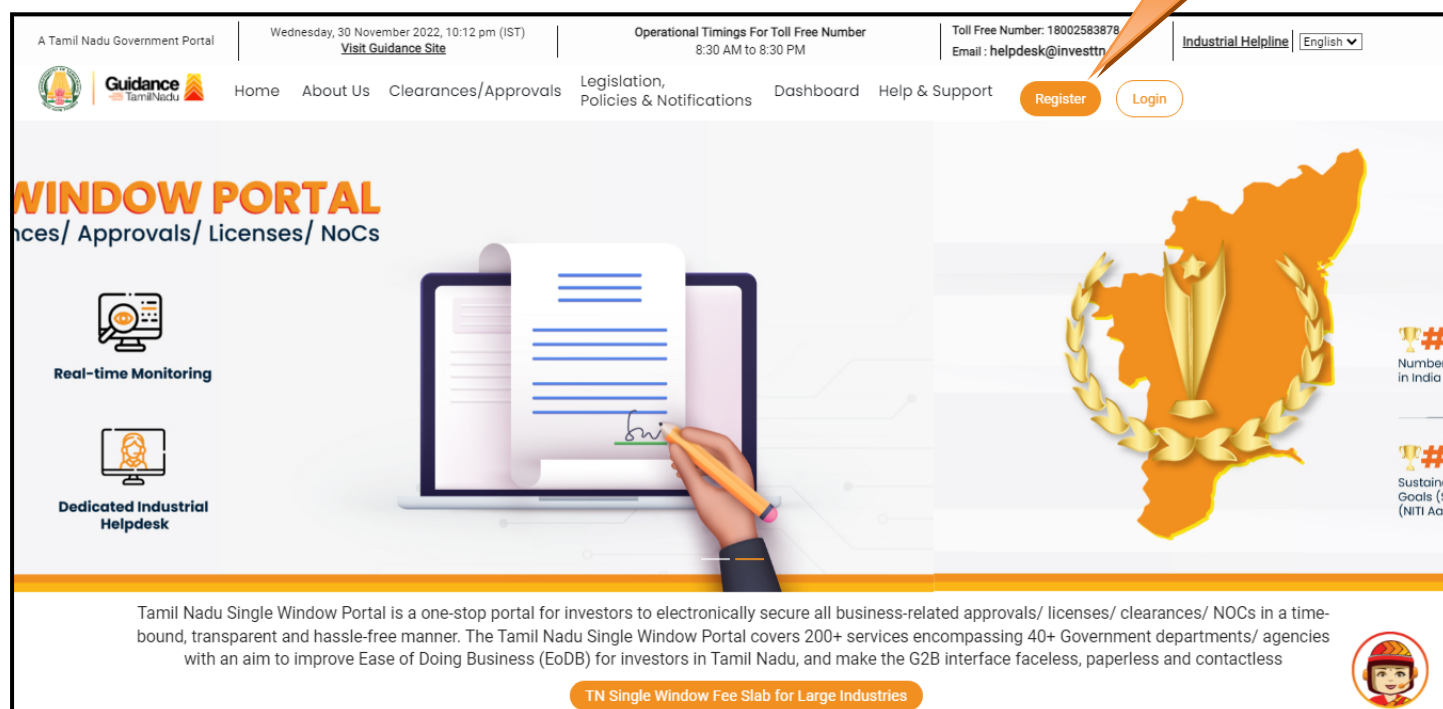
**Figure 1. Single Window Portal Home Page**

## 2. Registration

To access the TNSWP and to apply for various clearances the applicant needs to complete the Registration process.

1) Click on '**Register**' button on TNSWP.

**Register  
on TNSWP**



A Tamil Nadu Government Portal | Wednesday, 30 November 2022, 10:12 pm (IST) | Visit Guidance Site | Operational Timings For Toll Free Number 8:30 AM to 8:30 PM | Toll Free Number: 18002583878 | Email : helpdesk@investtn | Industrial Helpline | English

Home About Us Clearances/Approvals Legislation, Policies & Notifications Dashboard Help & Support Register Login

**WINDOW PORTAL**  
Clearances/ Approvals/ Licenses/ NoCs


Real-time Monitoring  
Dedicated Industrial Helpdesk


Tamil Nadu Single Window Portal is a one-stop portal for investors to electronically secure all business-related approvals/ licenses/ clearances/ NOCs in a time-bound, transparent and hassle-free manner. The Tamil Nadu Single Window Portal covers 200+ services encompassing 40+ Government departments/ agencies with an aim to improve Ease of Doing Business (EoDB) for investors in Tamil Nadu, and make the G2B interface faceless, paperless and contactless

TN Single Window Fee Slab for Large Industries

**Figure 2. Register**

- 2) New Investor Registration page will appear (Refer Figure 3 & 4)
- 3) Select the 'Investor' option and continue with the Registration process.
- 4) Only for applying Government to Citizen (G2C) fire clearances, click on option '**G2C clearances of Tamil Nadu fire and rescue clearances under the category individual/small enterprise**'.
- 5) The information icon ⓘ gives a brief description about the fields when the applicant hovers the cursor on these icons.





## Welcome to Tamil Nadu Single Window Portal

### Investment Portal

A single window portal is a single point for acceptance and electronic distribution of applications to the respective competent authorities. The single window portal is being revamped to include 190 new services to improve the Ease of Doing Business for investors in Tamil Nadu with an aim to make the entire G2B faceless, paperless and contactless.

### New Registration

Register as

Investor

Individual / Small Enterprise (Only to apply G2C services of Tamil Nadu Fire and Rescue Services)

Applicant First Name ⓘ

Applicant Last Name


Designation of the Applicant

Date of Birth


- In case of Proprietorship firm, write PAN Number of Proprietor.
- In case of Individuals, write PAN Number of Individual.
- In case of Small Enterprise, write PAN Number of Small Enterprise.


PAN Number of Company ⓘ

Name of Company ⓘ



**Figure 3. Registration Form**





## Welcome to Tamil Nadu Single Window Portal

### Investment Portal

A single window portal is a single point for acceptance and electronic distribution of applications to the respective competent authorities. The single window portal is being revamped to include 190 new services to improve the Ease of Doing Business for investors in Tamil Nadu with an aim to make the entire G2B faceless, paperless and contactless.



Mobile Number

Email ID

User Name

Password ⓘ      Confirm Password


Captcha

I accept the [Terms and Conditions](#)\*

Register

Already have an account? [Log In](#)



**Figure 4. Registration Form Submission**

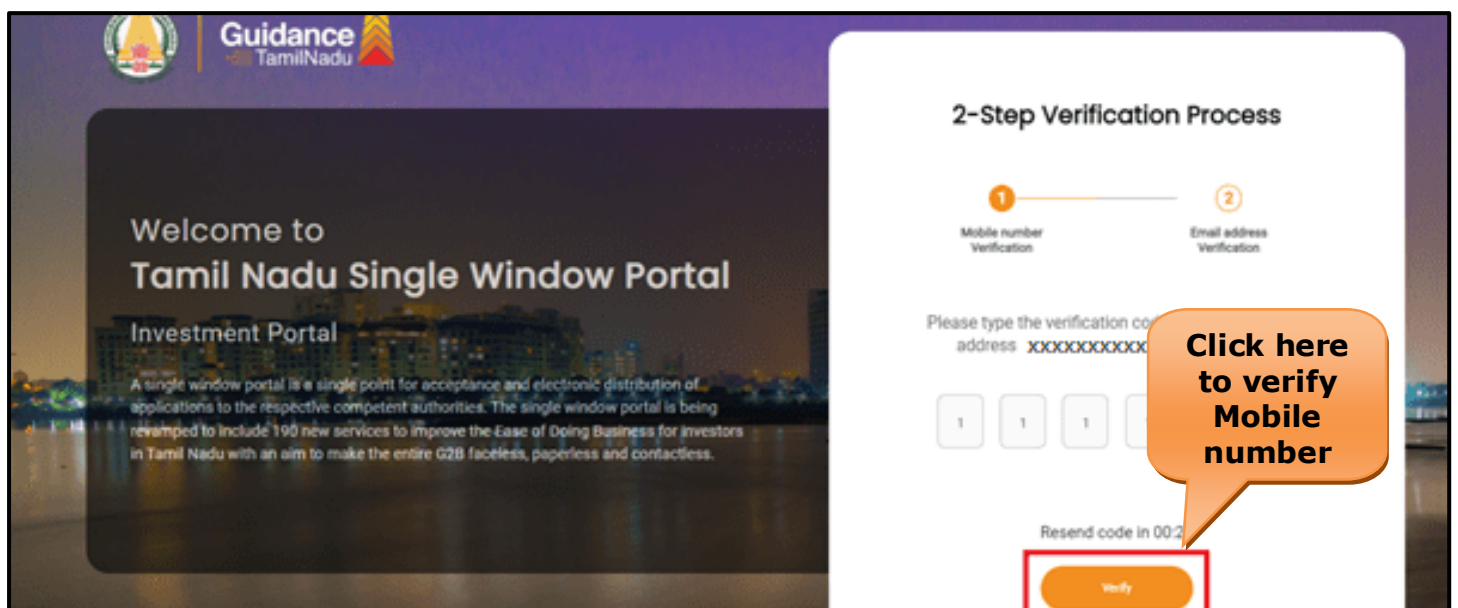
- 6) The Email ID would be the Username to login the TNSWP.
- 7) Future communications would be sent to the registered mobile number and Email ID of the applicant.
- 8) Create a strong password and enter the Captcha code as shown.
- 9) The applicant must read and accept the terms and conditions and click on 'Register' button.

### 3. Mobile Number / Email ID – 2-Step Verification Process

- '**2-Step Verification Process**' screen will appear when the applicant clicks on 'Register' button.

- **Mobile Number Verification**

- 1) For verifying the mobile number, the verification code will be sent to the given mobile number.
- 2) Enter the verification code and click on the '**Verify**' button.



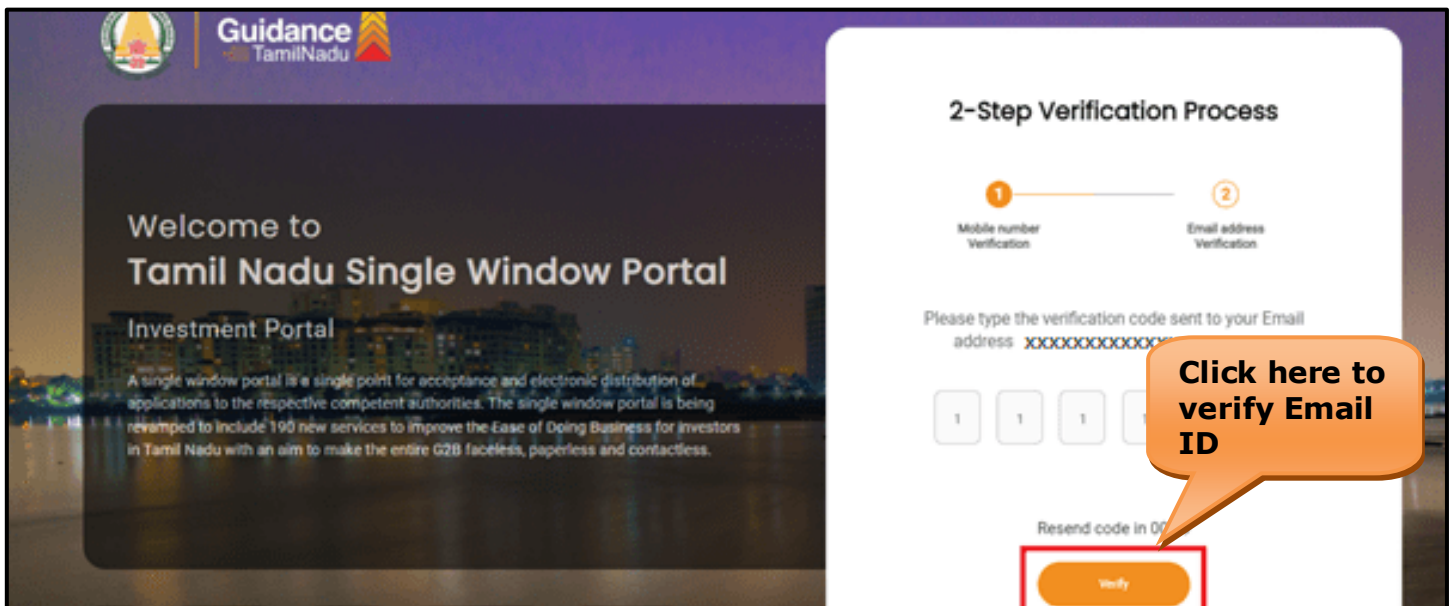
**Figure 5. Mobile Number Verification**



o **Email ID Verification**

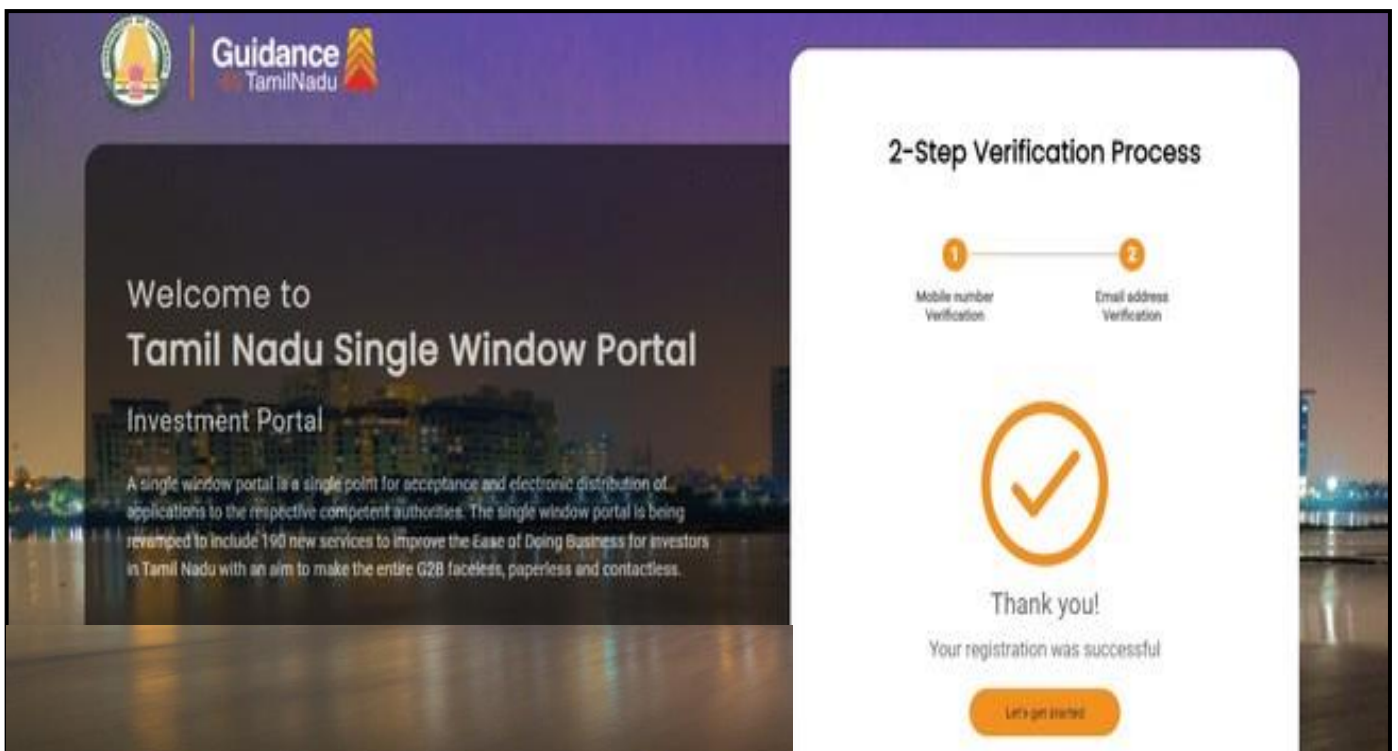
1) For verifying the Email ID, the verification code will be sent to the given Email ID.

2) Enter the verification code and click on the **'Verify'** button.



**Figure 6. Email ID Verification**

- 3) After completion of the 2-Step Verification process, registration confirmation message will pop-up stating as **'Your registration was successful'** (Refer Figure 7).
- 4) Registration process is completed successfully.



**Figure 7. Registration Confirmation Pop-Up**



## 4. Login

- 1) The applicant can login to TNSWP with the Username and Password created during the registration process.
- 2) Click on login button to enter TNSWP.

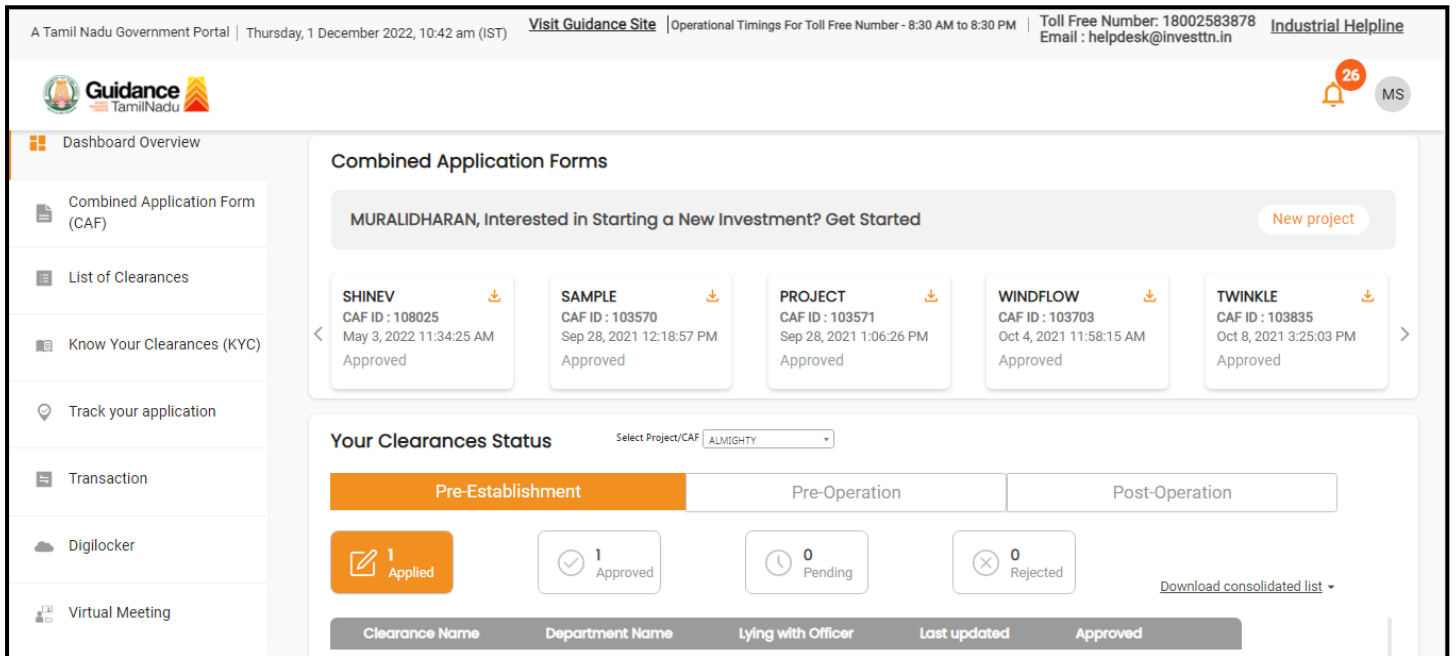
**Login to TNSWP**

The screenshot shows the TNSWP website interface. At the top, there is a navigation bar with the following elements: 'A Tamil Nadu Government Portal', 'Wednesday, 30 November 2022, 10:11 pm (IST)', 'Operational Timings For Toll Free Number 8:30 AM to 8:30 PM', 'Toll Free Number: 18002583878', 'Email: helpdesk@investtn.in', and 'Industrial Helpline | English'. Below the navigation bar, there is a main header with the 'Guidance TamilNadu' logo and a navigation menu including 'Home', 'About Us', 'Clearances/Approvals', 'Legislation, Policies & Notifications', 'Dashboard', and 'Help & Support'. Two buttons, 'Register' and 'Login', are visible in the top right corner. The main content area features a large orange map of Tamil Nadu on the left and a central banner with the text 'TAMIL NADU Leading the Nation'. Below the banner, there are two rows of award statistics, each with a trophy icon and a rank: '#1' for five categories and '#2' for five categories. At the bottom, there is a text block describing the portal as a one-stop portal for investors, followed by a 'TN Single Window Fee Slab for Large Industries' button and a small cartoon character icon.

**Figure 8. Login**

## 5. Dashboard Overview

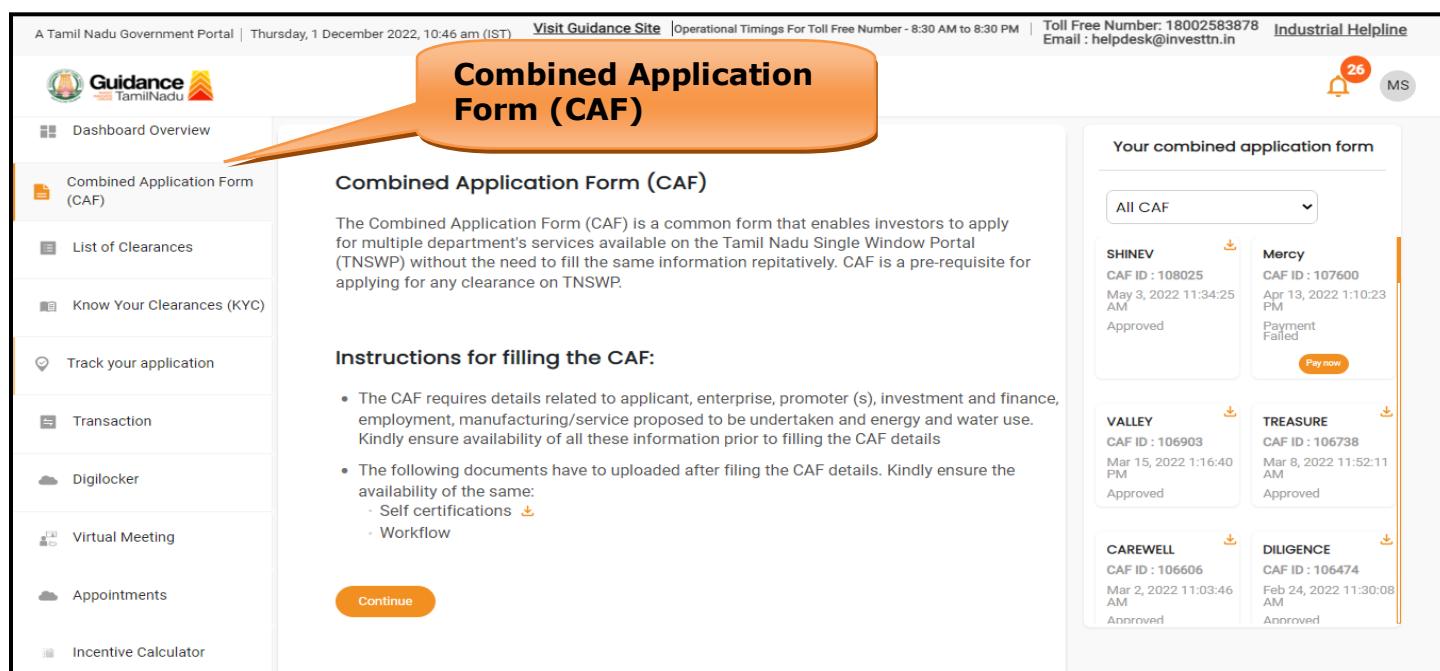
- 1) When the Applicant logs into TNSWP, the dashboard overview page will appear.
- 2) Dashboard overview is Applicant-friendly interface for the Applicant’s easy navigation and to access various functionalities such as Menu bar, Status whether the application is Approved, Pending, Rejected and Data at-a glance on a unified point.



**Figure 9. Dashboard Overview**

## 6. Combined Application Form (CAF)

- 1) Prior to applying for various clearances on TNSWP, the applicant must create a project by filling in the combined application form (CAF).
- 2) Click on Combined Application Form (CAF) from the menu bar on the left.
- 3) The details which are commonly required for applying various clearances are stored in Central Repository through CAF. So, whenever the applicant applies for various clearances for a specific project, the details stored in CAF gets auto populated in the application form which minimizes the time spent on entering the same details while filling multiple applications.
- 4) The Overview of the Combined Application Form (CAF) and the instructions to fill in the Combined Application Form (CAF) are mentioned in the below Figure.
- 5) Click on '**Continue**' button to fill in the Combined Application Form.



**Combined Application Form (CAF)**

The Combined Application Form (CAF) is a common form that enables investors to apply for multiple department's services available on the Tamil Nadu Single Window Portal (TNSWP) without the need to fill the same information repetitively. CAF is a pre-requisite for applying for any clearance on TNSWP.

**Instructions for filling the CAF:**

- The CAF requires details related to applicant, enterprise, promoter (s), investment and finance, employment, manufacturing/service proposed to be undertaken and energy and water use. Kindly ensure availability of all these information prior to filling the CAF details
- The following documents have to uploaded after filing the CAF details. Kindly ensure the availability of the same:
  - Self certifications
  - Workflow

[Continue](#)

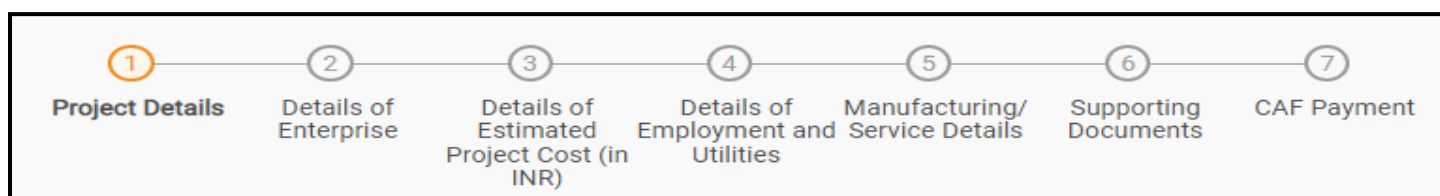
**Your combined application form**

| All CAF   |   |
|---|---|
| <b>SHINEV</b><br>CAF ID : 108025<br>May 3, 2022 11:34:25 AM<br>Approved   | <b>Mercy</b><br>CAF ID : 107600<br>Apr 13, 2022 1:10:23 PM<br>Payment Failed<br><a href="#">Pay now</a> |
| <b>VALLEY</b><br>CAF ID : 106903<br>Mar 15, 2022 1:16:40 PM<br>Approved   | <b>TREASURE</b><br>CAF ID : 106738<br>Mar 8, 2022 11:52:11 AM<br>Approved                               |
| <b>CAREWELL</b><br>CAF ID : 106606<br>Mar 2, 2022 11:03:46 AM<br>Approved | <b>DILIGENCE</b><br>CAF ID : 106474<br>Feb 24, 2022 11:30:08 AM<br>Approved                             |

**Figure 10. Combined Application Form (CAF)**

## 6.1 Sections of Combined Application Form

1) To complete the combined application form (CAF) the applicant has to fill 7 Sections of CAF as displayed in Figure 11. (**CAF payment tab** will be displayed only for large enterprises).



**Figure 11. Section of Combined Application Form (CAF)**

2) After filling the CAF details, the applicant has to upload the requisite supporting documents under '**Section 6: Supporting Documents**'

- **Self-Certification:**

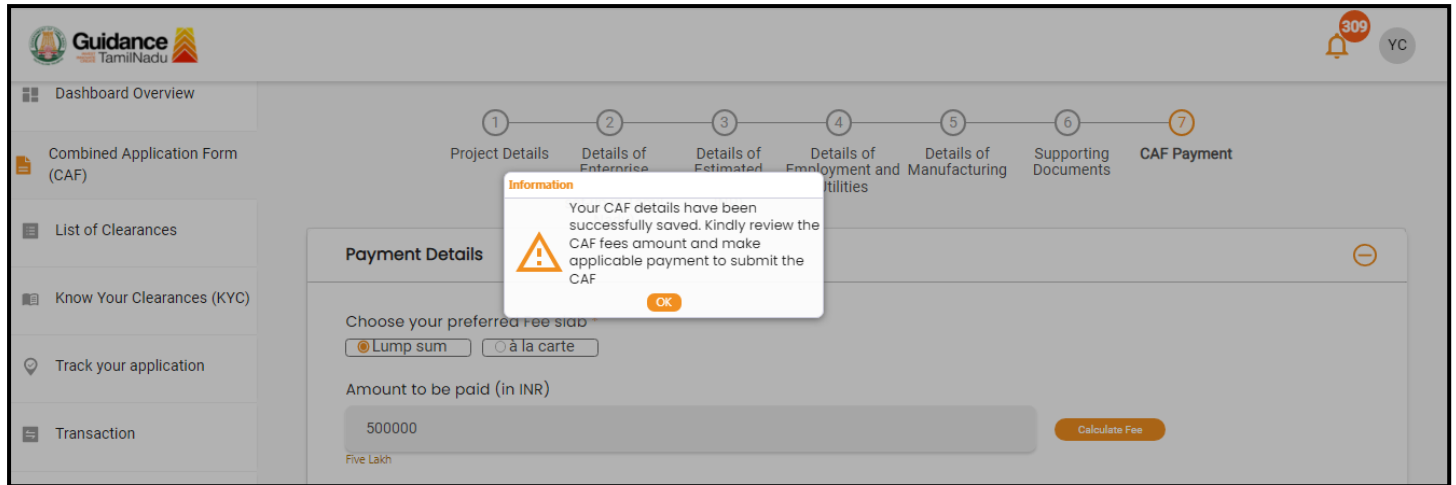
- Download the template.
- Prepare the self-certification documents as per the instructions given in the template and upload.

- **Workflow:**

- Prepare and upload the business process flow chart.

3) After filling all the sections in combined application form (CAF), the applicant can submit the form.

4) When the applicant submits the combined application form (CAF), confirmation message will pop-up stating, '**Your request has been saved successfully**' (Refer Figure 12).



**Figure 12. Combined Application Form (CAF) - Confirmation Message**

**Note:**

*If the applicant belongs to large industry, single window fee would be applicable according to the investment in Plant & Machinery or Turnover amount. [Clickhere](#) to access the Single Window Fee Slab.*

## 7. Apply for Low Tension - Temporary Power Connection

1. Click on “List of Clearances”

List of Clearances

| Sr. No. | Clearance Name                           | Department Name                                    | Time Limit (Working days)  | Information (Prerequisites, Procedure, Checklist, Fee) | User Manual |
|---------|--|--|--|--|-------------|
| 19      | Low Tension - Temporary Power Connection | Tamil Nadu Generation and Distribution Corporation | (a) Involving no Extension or Improvement work - 7 days-22days<br>(b) Involving Extension & Improvement without Distribution Transformers - 44 | View   | -           |

Figure 13. List of Clearances

2. The list of clearances is segregated into three stages.

- **Pre-Establishment Stage Clearance**
- **Pre-Operation Stage Clearance**
- **Post-Operation Stage Clearance**

3. Select ‘Pre-Establishment Stage Clearance’ and find the clearance ‘Low Tension - Temporary Power Connection’ by using Search option as shown in the figure given below.

Pre- Establishment Stage Clearance

Search for Clearance

| Sr. No. | Clearance Name                           | Department Name  | Time Limit (Working days)   | Information (Prerequisites, Procedure, Checklist, Fee) | User Manual |
|---------|--|--|---|--|-------------|
| 16      | Low Tension - Temporary Power Connection | Tamil Nadu Generation and Distribution Corporation Limited | (a) Involving no Extension or Improvement work - 7 days-22days<br>(b) Involving Extension & Improvement without Distribution Transformers - 44 days<br>(c) Involving Extension & Improvement with Distribution Transformers - 66 days | View   | -           |

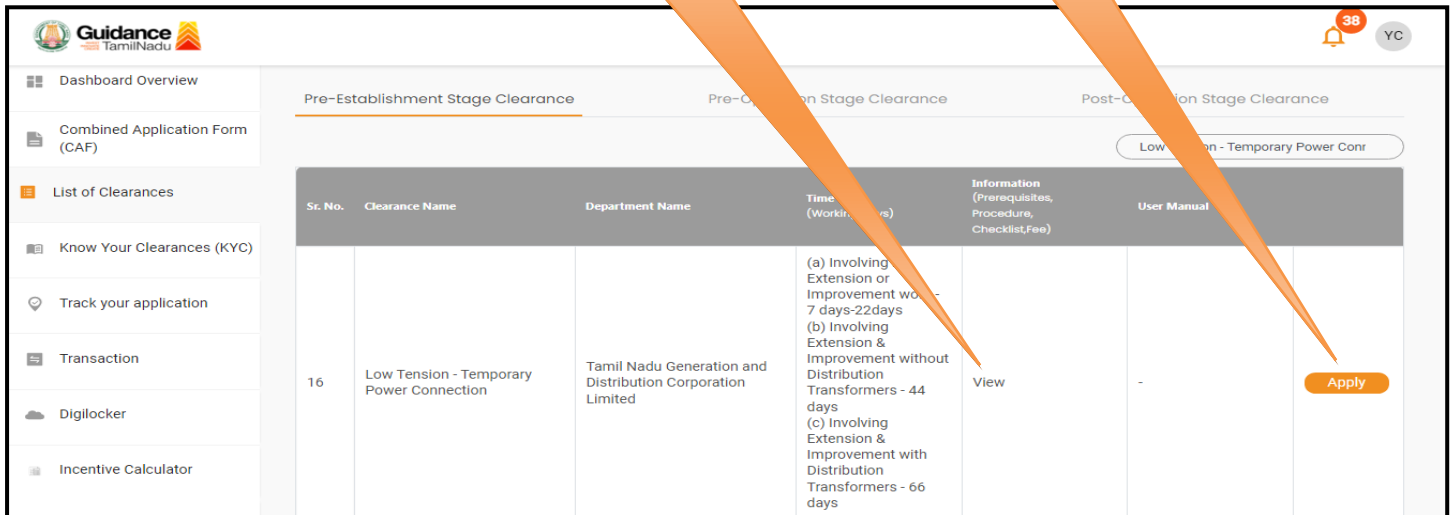
Figure 14. Search for Clearance



4. Applicant can view information on workflow, checklist of supporting documents to be uploaded by the applicant and fee details. Click on 'view' to access the information (Refer Figure 15)
5. To apply for the clearance, click on 'Apply' to access the department application form (Refer Figure 15).
6. The Applicant can apply to obtain license for more than 1 establishment using a single login, but the applicant must create multiple Combined Application Form (CAF) for each of the establishment.

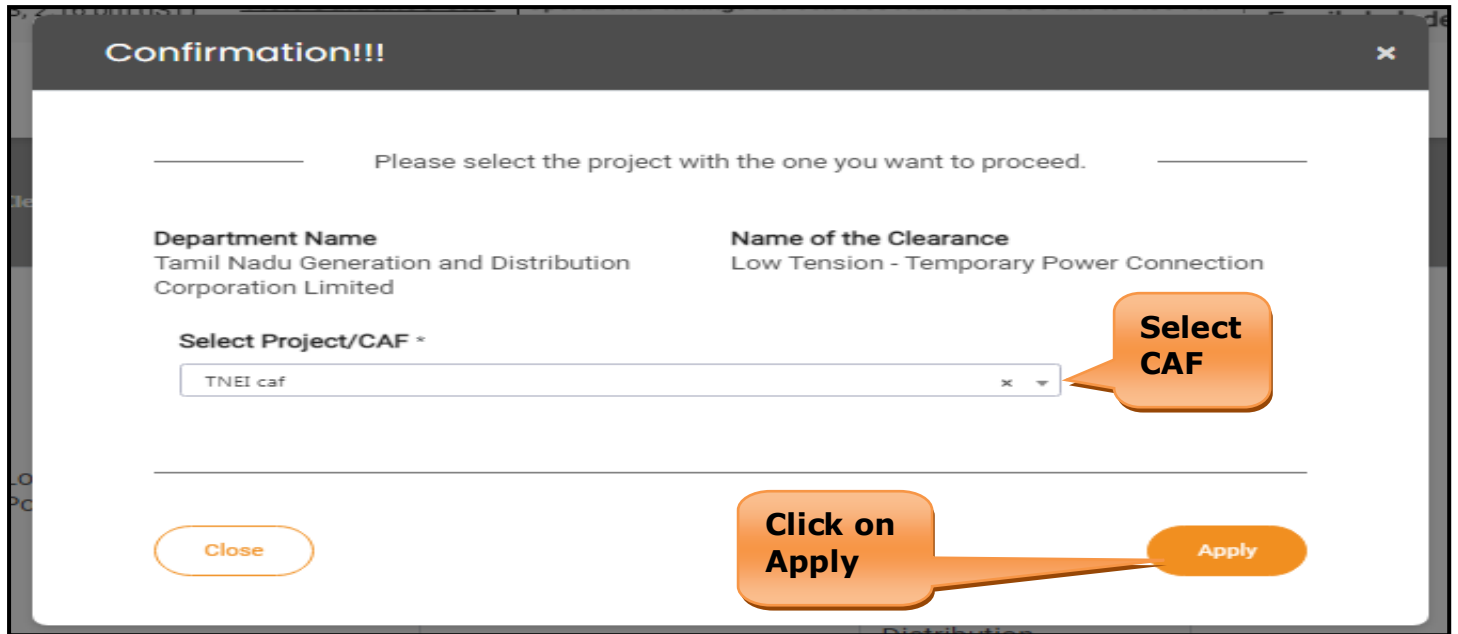
**View Information**

**Apply for Clearance**



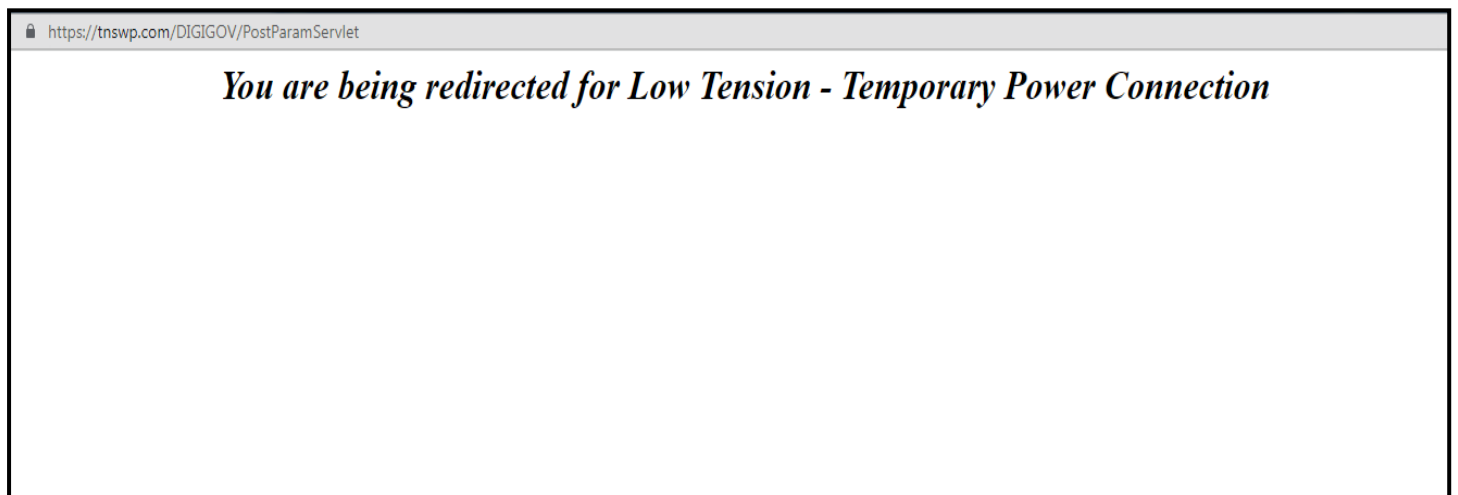
**Figure 15. Apply for Clearance**

1) Select **PROJECT / CAF** from the drop-down menu.



**Figure 16. Project/CAF**

2) Click on the Apply button and the Page would get redirected to Portal for Low Tension - Temporary Power Connection.




**Figure 17. Redirecting to Low Tension - Temporary Power Connection portal**

### 3) Enter all the mandatory details in the application for Low Tension - Temporary Power Connection.

https://nsc.tnebtld.gov.in/nsconline/nscswtemp.xhtml

For Power Failure Complaints - Call 9498794987 Tamilnadu , India

 TAMIL NADU GENERATION AND DISTRIBUTION CORPORATION LIMITED

#### Temporary supply Application

### தற்காலிக மின் இணைப்பு சேவை படிவம்

#### Application for Temporary Service Connection

Apply for all type of Service connections i.e., Domestic, Commercial, Educational Institutions, Industry etc (Except Agricultural and Hut)

#### பொது விபரம்/General details

மாவட்டம்  
District \* Tiruvallur

தாலுகா  
Taluk\* Avadi

டவுன் /கிராமம்  
Town/village\* --select-- (தேர்வு செய்ய்க )

பிரிவு  
Area/Locality\* --select-- (தேர்வு செய்ய்க )

மின் கோருபவர் வகை  
Service Category\* ---select-- (தேர்வு செய்ய்க )

உரிமையாளர் விபரம்  
Ownership Details\* --select-- (தேர்வு செய்ய்க )

தொடர்பு / விண்ணப்ப முகவரி ஒன்றா?  
(Is Communication/Supply address are same?)\*  YES  NO

#### விண்ணப்பதாரரின் விபரங்கள்/Applicant details

விண்ணப்பதாரர் பெயர்  
(Name of the Applicant(s)) \* TNEI industry

தந்தை/தாய்/கணவர் பெயர்  
(Name of Applicants Father /Mother)\* S,

மின் அஞ்சல்  
(E-mail id) yokesh4995@gmail.com

அலைபேசி எண்  
(Contact Number) 9092653218

## Supply address

நிலத்தின் புல எண்/ வீட்டின் எண்  
(SF.No./Door No.)\*

55-west

தெரு  
(Street)\*

street

நகரம்/கிராமம்  
(Town/Village)\*

avadi

தாலுகா  
Taluk\*

Avadi

அஞ்சல் குறியீடு  
(Pin Code)\*

600095

## Tariff and load details

மின் விநியோகப்படி :

Tariff\*

--select--

தேவையான மின்சுமை  
(Total required load) KW\*

மின் தேவை வகை  
Type of Supply Required? \*

 1-phase  3-phase

விண்ணப்பதாரரு(களு)க்கு வேறு ஏதேனும்  
மின் இணைப்பு(கள்) இருந்தால் ,அதன் விபரங்கள்  
Details of existing service connection(s) of the applicant(s),if any:

 YES  NO

ஆம் எனில், மண்டல குறியீட்டுடன் உங்கள்  
மின் இணைப்பு எண்ணை உள்ளிடவும்  
If yes,Enter your service connection with Region code

ஏதேனும் கட்டணங்கள், விண்ணப்பதாரரி(களின்) அல்லது  
வளாகத்தின் பெயரி(களிலோ) நிலுவையில் உள்ளதா ?  
Whether any current consumption charges or any other charges  
are due to TANGEDCO in the name(s) of the applicant(s)  
or premises:

 YES  NO


ஆம் எனில், மண்டல குறியீட்டுடன் உங்கள் மின் இணைப்பு எண்ணை உள்ளிடவும்  
If yes, give details(SC No with Region code)

உங்களுக்கு வெல்டிங் தேவையா?  
Do you require welding \*

GST இருக்கிறதா?  
Do you have GST No?

GST எண்  
Enter GST Number

மின் கம்பியமைத்தல் முடிக்கப்பட்ட தேதி  
(The wiring has been completed on)\*

Whether the installation is provided with earth protective device (RCD) as per TamilNadu Electricity Distribution Code.?

Tariff

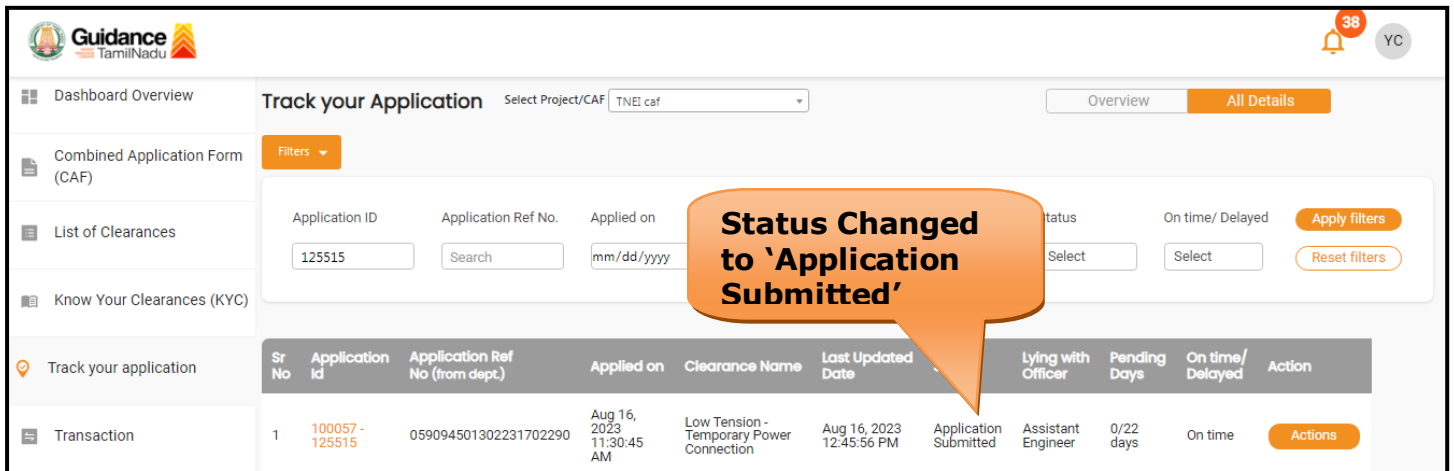
Confirm and Upload documents

Click on 'Confirm and Upload documents'

**Figure 18. TANGEDCO Portal**

## Application Submitted

- 1) After the applicant has completed the application form, the application is submitted successfully to the Department for further processing. The applicant can view the status of the application under **Track your application** → **Select the CAF from the Dropdown** → **All details**



**Status Changed to 'Application Submitted'**

| Sr No | Application Id  | Application Ref No (from dept.) | Applied on               | Clearance Name                           | Last Updated Date        | Lying with Officer    | Pending Days       | On time/ Delayed | Action  |
|-------|-----------------|---------------------------------|--------------------------|--|--------------------------|-----------------------|--------------------|------------------|---------|
| 1     | 100057 - 125515 | 059094501302231702290           | Aug 16, 2023 11:30:45 AM | Low Tension - Temporary Power Connection | Aug 16, 2023 12:45:56 PM | Application Submitted | Assistant Engineer | 0/22 days        | On time |

**Figure 19. Status of the Application**



## 8. Track Your Application

- 1) After submitting the application, unique 'token ID' would be generated. Using the '**Token ID**' the Applicant can track the status of clearances by clicking on 'Track your application' option.'
- 2) Applicant to choose the name of the project created during CAF from the dropdown '**Select Project / CAF**' displayed at the top of the page.

- **Track your application– Overview Option**

By clicking on 'Overview' tab, Applicant can view the count of various clearance statuses as follows.

- **Total Pending Clearances**
- **Total Approved Clearances**
- **Total Rejected Clearances**

| Sr No | Application Id  | Application Ref No (from dept.) | Applied on               | Clearance Name                           | Last Updated Date        | Status                | Lying with Officer | Pending Days | On time/ Delayed | Action  |
|-------|-----------------|---------------------------------|--------------------------|--|--------------------------|-----------------------|--------------------|--------------|------------------|---------|
| 1     | 100057 - 125515 | 059094501302231702290           | Aug 16, 2023 11:30:45 AM | Low Tension - Temporary Power Connection | Aug 16, 2023 12:45:56 PM | Application Submitted | Assistant Engineer | 0/22 days    | On time          | Actions |

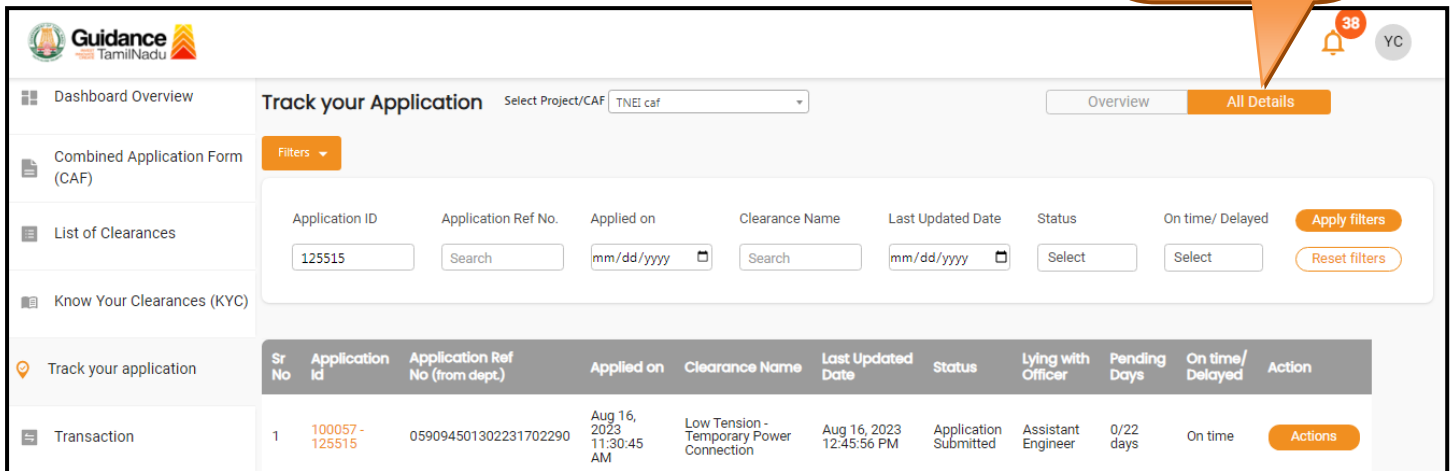
**Figure 20. Track Your Application**

- **Track your application– ‘All Details’ Option**

By clicking on ‘All details’ tab, Applicant can view the following statuses of the list of clearances applied for the specified project.

- **Applied on**
- **Last updated date**
- **Status of the application**
- **Lying with officer**
- **Pending days**
- **On time / Delayed Action**

**All Details Options**

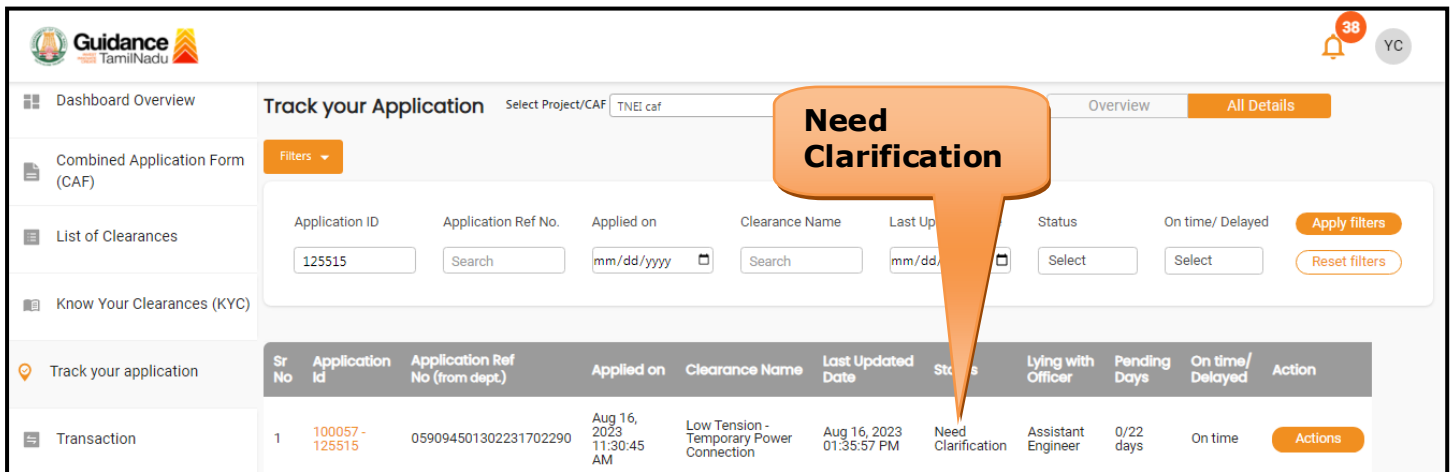


| Sr No | Application Id  | Application Ref No (from dept.) | Applied on               | Clearance Name                           | Last Updated Date        | Status                | Lying with Officer | Pending Days | On time/ Delayed | Action  |
|-------|-----------------|---------------------------------|--------------------------|--|--------------------------|-----------------------|--------------------|--------------|------------------|---------|
| 1     | 100057 - 125515 | 059094501302231702290           | Aug 16, 2023 11:30:45 AM | Low Tension - Temporary Power Connection | Aug 16, 2023 12:45:56 PM | Application Submitted | Assistant Engineer | 0/22 days    | On time          | Actions |

**Figure 21. ‘All Details’ tab**

## 9. Query Clarification

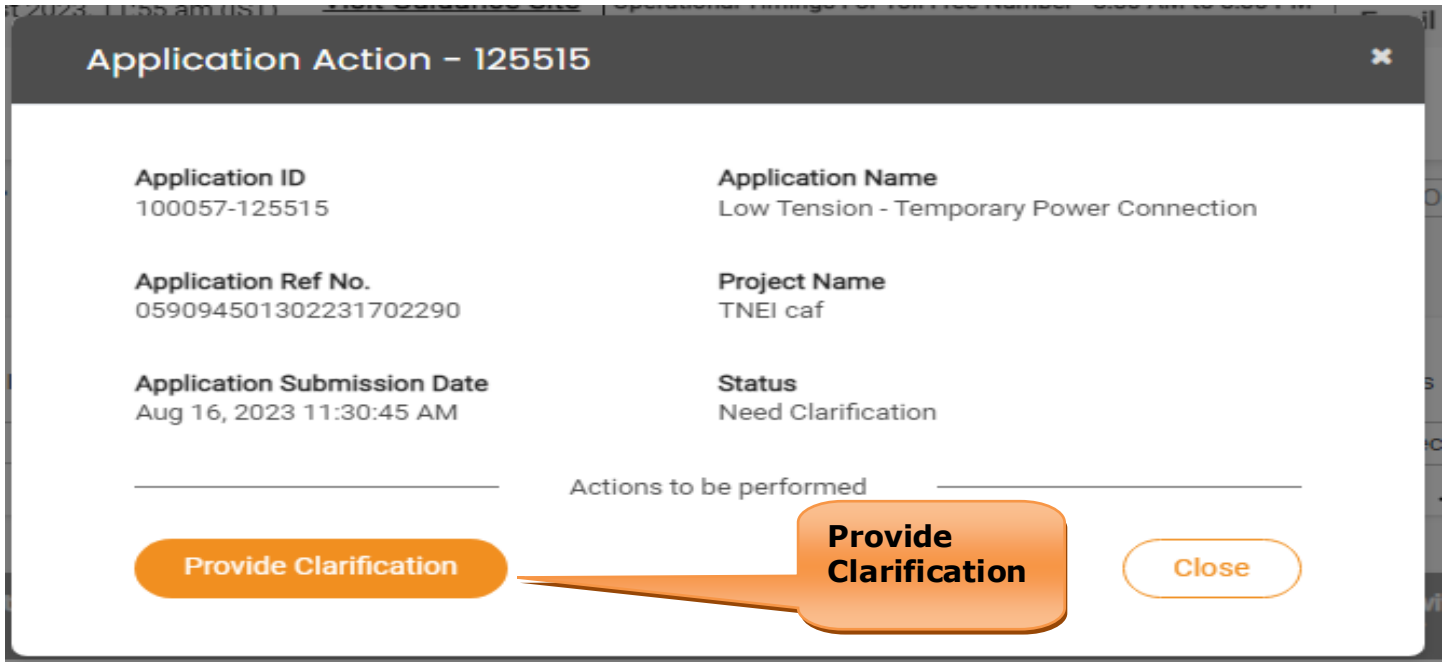
- 1) After submitting the application to the Assistant Engineer of Tamil Nadu Generation and Distribution Corporation Limited, Assistant Engineer reviews the application and if there are any clarifications required, the concerned officer would raise a query to the applicant.
- 2) Applicants would receive an alert message through Registered SMS/Email.
- 3) Applicants could go to 'Track your application' option and view the query under action items under the 'All Details' Tab.
- 4) Applicants could view the status as '**Need Clarification**' under the 'Status' column. Click on 'Action' button responds to the query as shown in the below figure.



The screenshot shows the 'Track your Application' page with a search filter for 'TNEI caf'. A table lists application details, with a callout box highlighting the 'Need Clarification' status in the 'Status' column.

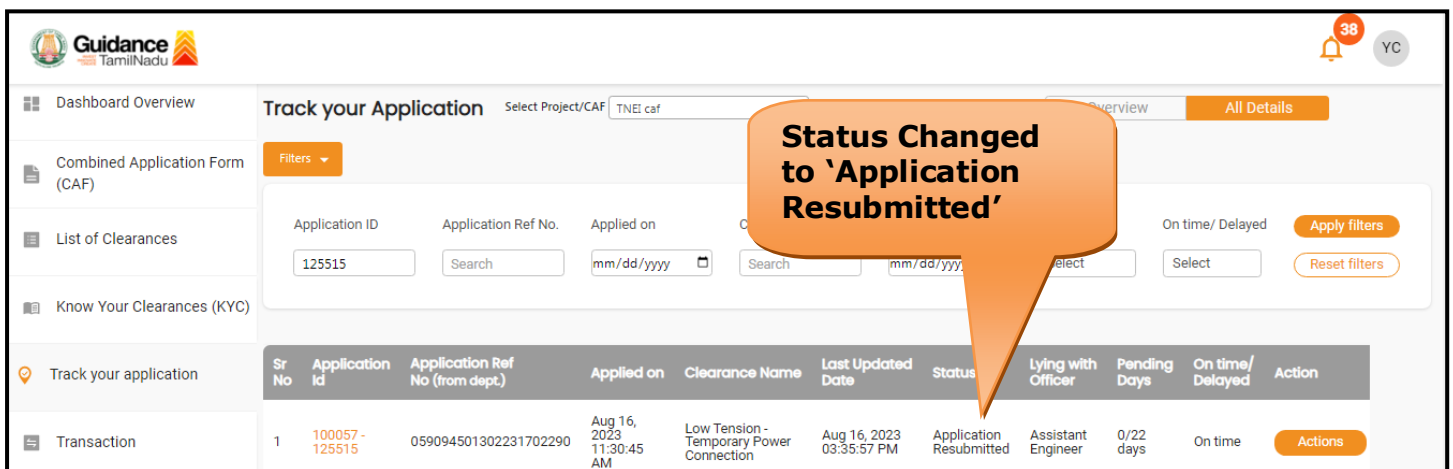
| Sr No | Application Id  | Application Ref No (from dept.) | Applied on               | Clearance Name                           | Last Updated Date        | Status             | Lying with Officer | Pending Days | On time/ Delayed | Action  |
|-------|-----------------|---------------------------------|--------------------------|--|--------------------------|--------------------|--------------------|--------------|------------------|---------|
| 1     | 100057 - 125515 | 059094501302231702290           | Aug 16, 2023 11:30:45 AM | Low Tension - Temporary Power Connection | Aug 16, 2023 01:35:57 PM | Need Clarification | Assistant Engineer | 0/22 days    | On time          | Actions |

Figure 22. Need Clarification



**Figure 23. Provide Clarification**

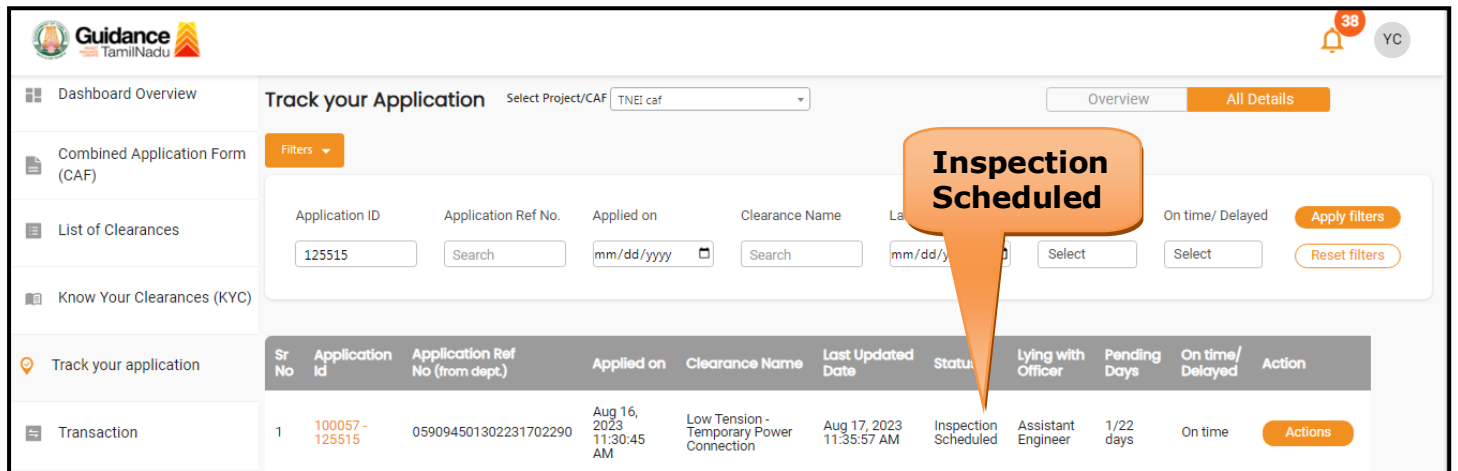
- 5) The Applicant clicks on '**Provide Clarification**' button and responds to the Query.
- 6) The Application gets resubmitted to the department after the query has been addressed by the Applicant.
- 7) The Status of the application changes from 'Need clarification' to '**Application Resubmitted**' after the Applicant submits the query.



**Figure 24. Application Resubmitted**

## 10. Inspection Schedule

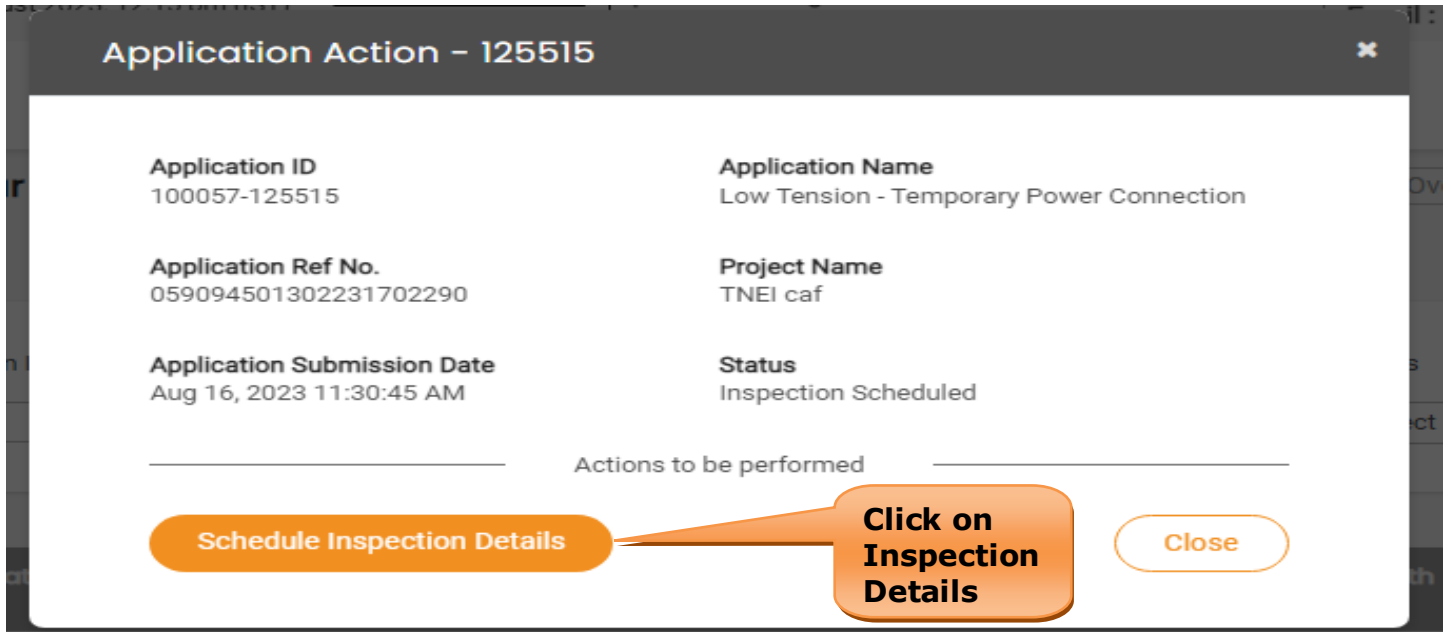
- 1) The Assistant Engineer of Tamil Nadu Generation and Distribution Corporation Limited schedules the date of appointment for inspection to be done for the specified institution.
- 2) After the Inspection gets completed, the Assistant Engineer submits the Inspection report.
- 3) The Applicant has the provision to view the Scheduled Inspection details



The screenshot shows a web application interface for tracking applications. The main section is titled 'Track your Application' and includes a search filter for 'TNEI caf'. Below this, there are search fields for Application ID (125515) and Application Ref No. A table below lists application details, with one entry highlighted where the status is 'Inspection Scheduled'. An orange callout bubble points to this entry with the text 'Inspection Scheduled'.

| Sr No | Application Id  | Application Ref No (from dept.) | Applied on               | Clearance Name                           | Last Updated Date        | Status               | Lying with Officer | Pending Days | On time/ Delayed | Action  |
|-------|-----------------|---------------------------------|--------------------------|--|--------------------------|----------------------|--------------------|--------------|------------------|---------|
| 1     | 100057 - 125515 | 059094501302231702290           | Aug 16, 2023 11:30:45 AM | Low Tension - Temporary Power Connection | Aug 17, 2023 11:35:57 AM | Inspection Scheduled | Assistant Engineer | 1/22 days    | On time          | Actions |

Figure 25. Inspection Scheduled



**Application Action - 125515**

|  |   |
|--|---|
| <b>Application ID</b><br>100057-125515                         | <b>Application Name</b><br>Low Tension - Temporary Power Connection |
| <b>Application Ref No.</b><br>059094501302231702290            | <b>Project Name</b><br>TNEI caf                                     |
| <b>Application Submission Date</b><br>Aug 16, 2023 11:30:45 AM | <b>Status</b><br>Inspection Scheduled                               |

Actions to be performed

[Schedule Inspection Details](#) [Close](#)

**Click on Inspection Details**

Figure 26. Inspection Details



**Guidance TamilNadu**

- Dashboard Overview
- Combined Application Form (CAF)
- List of Clearances
- Know Your Clearances (KYC)

**Inspection Details : 125515**

Inspection Scheduled Date (DD/MM/YYYY):

17/08/2023

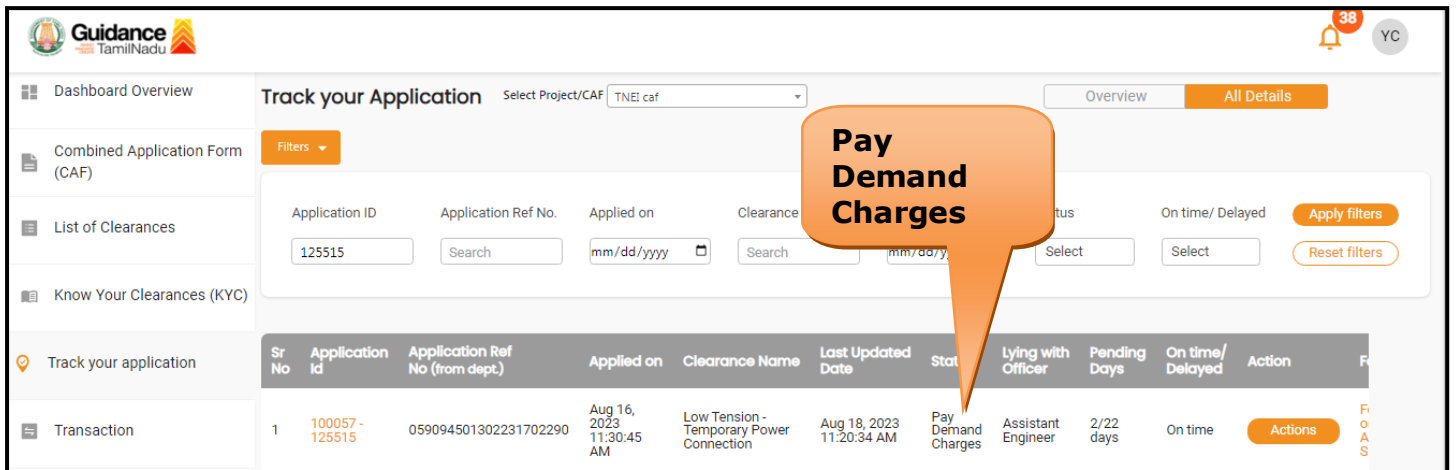
**Inspection Date**

Figure 27. Inspection Date



# 11. Payment Process

## 1. Complete payment through online



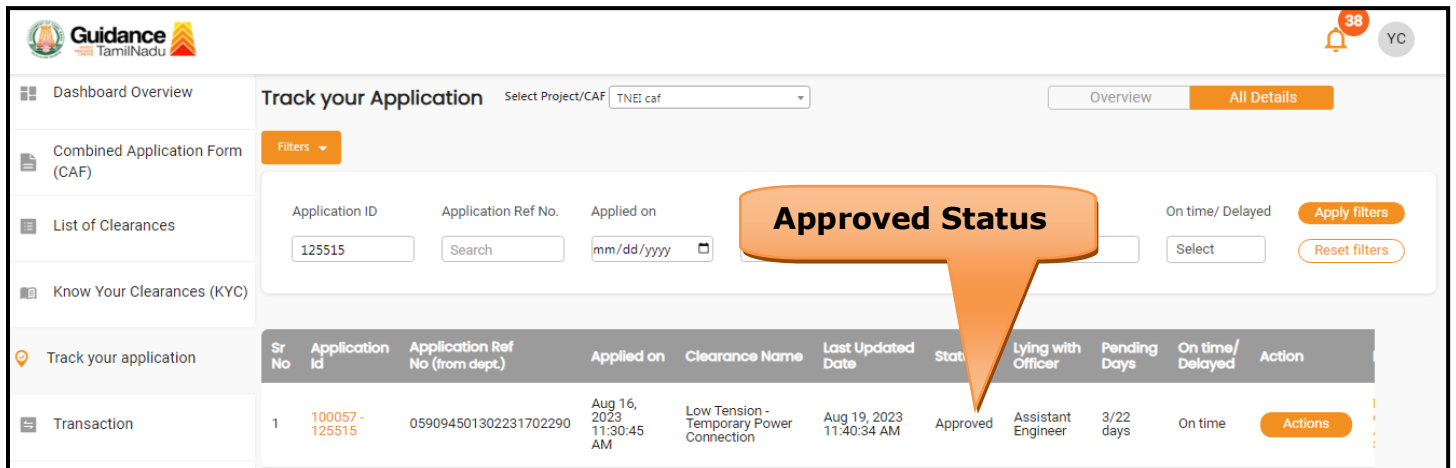
The screenshot displays the 'Track your Application' page. The interface includes a sidebar with navigation options like 'Dashboard Overview', 'Combined Application Form (CAF)', 'List of Clearances', 'Know Your Clearances (KYC)', 'Track your application', and 'Transaction'. The main content area features a search filter for 'TNEI caf' and a table of application records. A callout bubble highlights the 'Pay Demand Charges' status in the table.

| Sr No | Application Id  | Application Ref No (from dept.) | Applied on               | Clearance Name                           | Last Updated Date        | Status             | Lying with Officer | Pending Days | On time/ Delayed | Action  |
|-------|-----------------|---------------------------------|--------------------------|--|--------------------------|--------------------|--------------------|--------------|------------------|---------|
| 1     | 100057 - 125515 | 059094501302231702290           | Aug 16, 2023 11:30:45 AM | Low Tension - Temporary Power Connection | Aug 18, 2023 11:20:34 AM | Pay Demand Charges | Assistant Engineer | 2/22 days    | On time          | Actions |

Figure 28. Payment Process

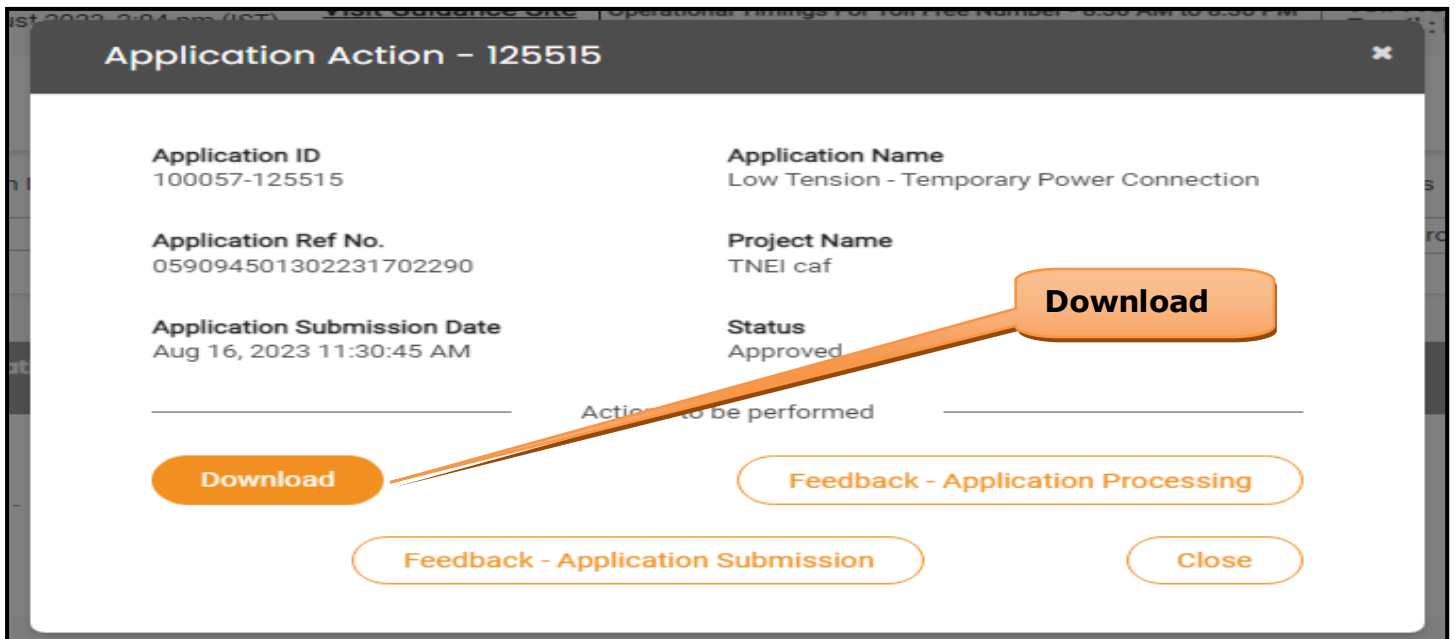
## 12. Application Processing

1) After completing the payment process, the Assistant Engineer scrutinizes and reviews the application and updates the status as **“Approved”**



**Figure 29. Application Processed**

2) If the application is **‘Approved’** by the Assistant Engineer, the applicant can download the Certificate under **Track your application – > Action button -> Download** (Refer Figure 30)



**Figure 30. Download**

