



Registration for Profession Tax with Greater Chennai Corporation (GCC)

Procedure, List of Supporting Documents and Fees

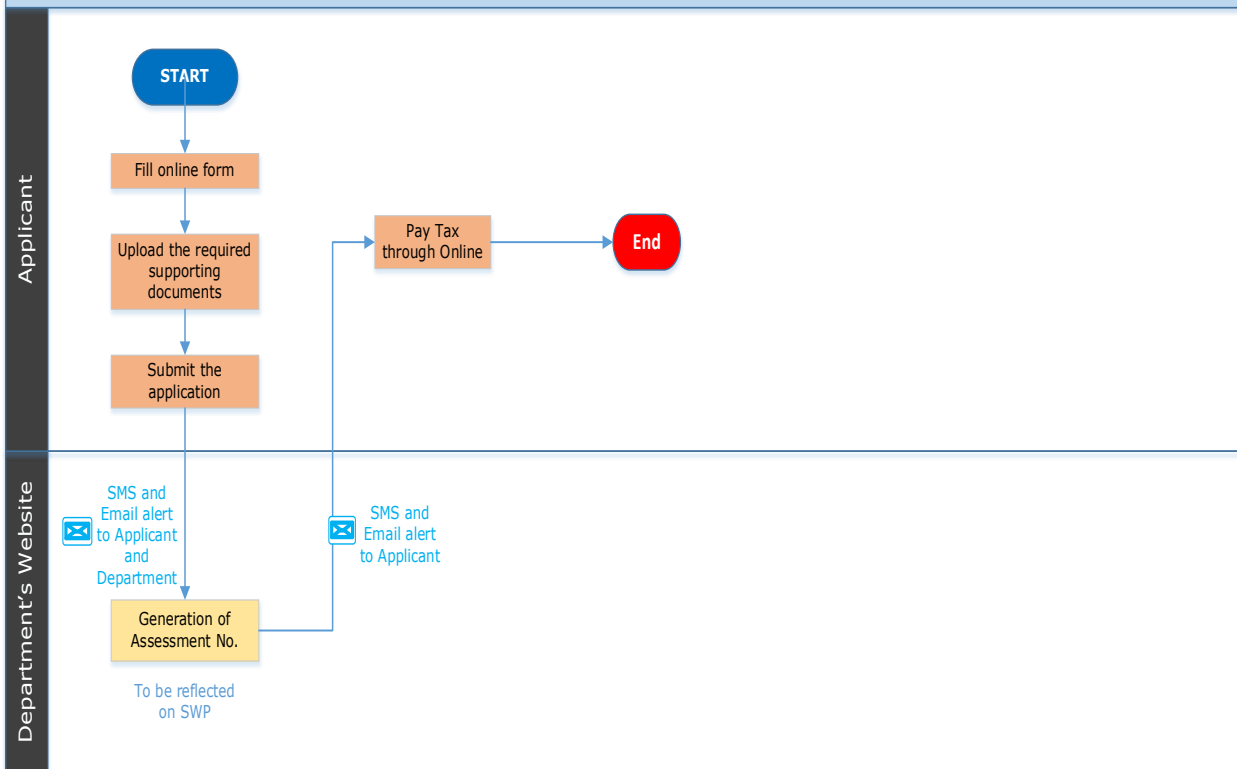
Table of Contents

1 Procedure	3
2 Checklist of Supporting Documents	4
3 Fees.....	4



1 Procedure

Procedure for Obtaining New profession Tax Assessment

Process Title: Profession Tax- New Assessment



Legend

-  Online - Single Window Portal (SWP)
-  Online - Department System

2 Checklist of Supporting Documents

S. No.	Document
1.	<p>No documents are required at the time of online application submission.</p> <p>However, the applicant must produce the following documents at the premises during inspection (if any) by the competent authority:</p> <ul style="list-style-type: none">• PAN Card of the applicant (Company/ Individual)• Address proof of the applicant (Company/ Individual)• Certificate of Incorporation, in case of a Company or Partnership firm• Goods and Service Tax (GST) registration certificate, in case of a Company or Partnership firm• Memorandum and articles of association, in case of a Company or Partnership firm• List of Directors/ Partners of the Organization as applicable, in case of a Company or Partnership firm• Latest copy of Property Tax, duly paid by the applicant (Company/ Individual)• Rental agreement, if any

3 Fees

- Fees are calculated based on details of the employer(s) and employees as per profession tax calculator:

<https://www.chennaicorporation.gov.in/online-civic-services/professionTaxCalculator.htm>

<This space has been intentionally left blank>